

VARSITY BUILDING

1110 UNIVERSITY AVE, HONOLULU , HI 96826



KAMEHAMEHA SCHOOLS®



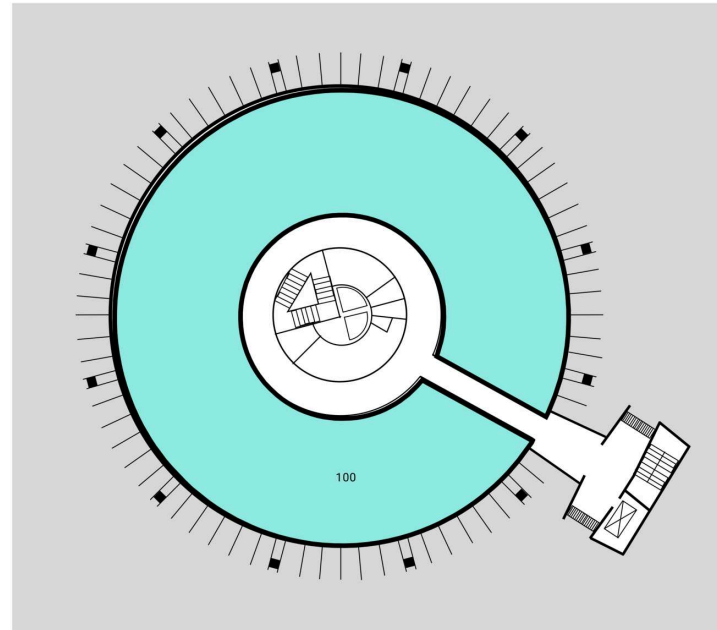
The iconic five-story circular Varsity Building is conveniently located on University Avenue in close proximity to the University of Hawai'i at Mānoa. Many restaurants, retail shops and financial institutions are within walking distance. Ample on-site parking with excellent access to the H-1 freeway and close to public transportation.

FOR LEASING INFORMATION

Alexander Peach
Colliers International
(808) 524-2666
alexander.peach@colliers.com

GLA	DEMOGRAPHICS	1 MILE	3 MILE	5 MILE
24,240	Population	59,833	224,590	317,089
	Total Households	27,068	101,630	127,874
	Average HouseHold Income	\$73,617	\$90,529	\$95,383

VARSITY BUILDING



SUITE

Tenant Name

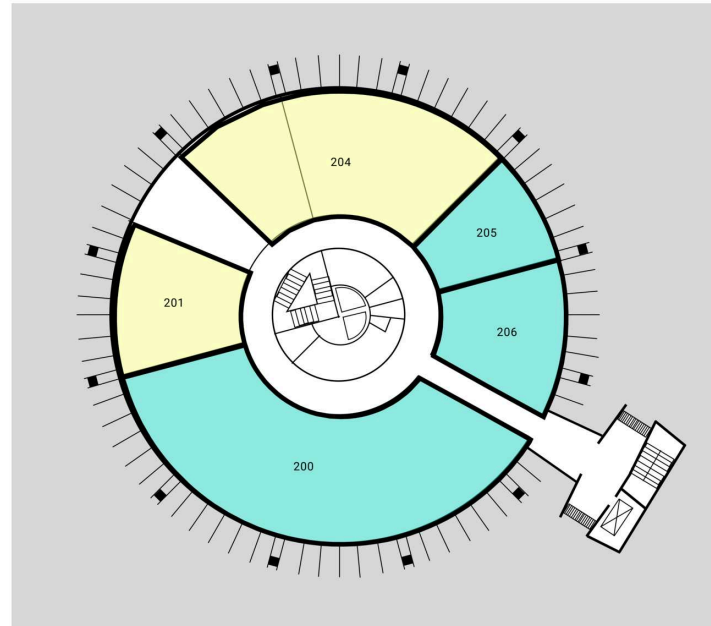
GLA(SF)

100

WAIWAI COLLECTIVE LLC

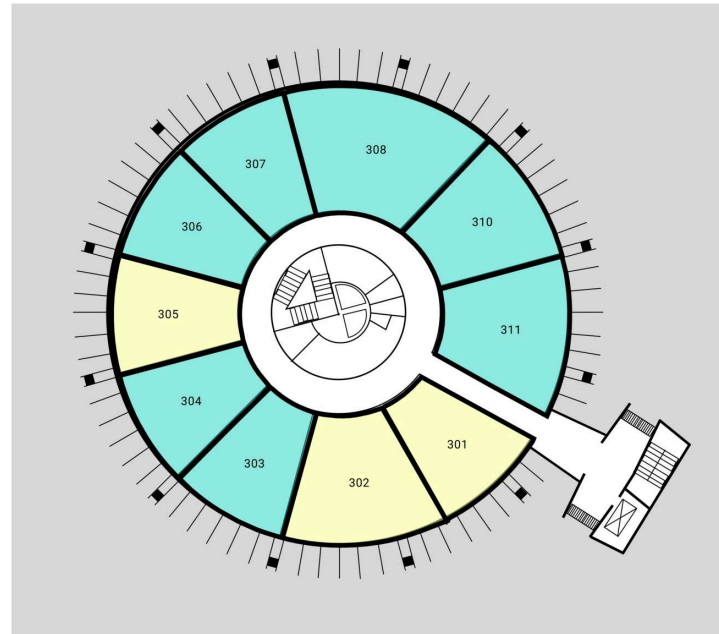
4,060 SF

VARSITY BUILDING



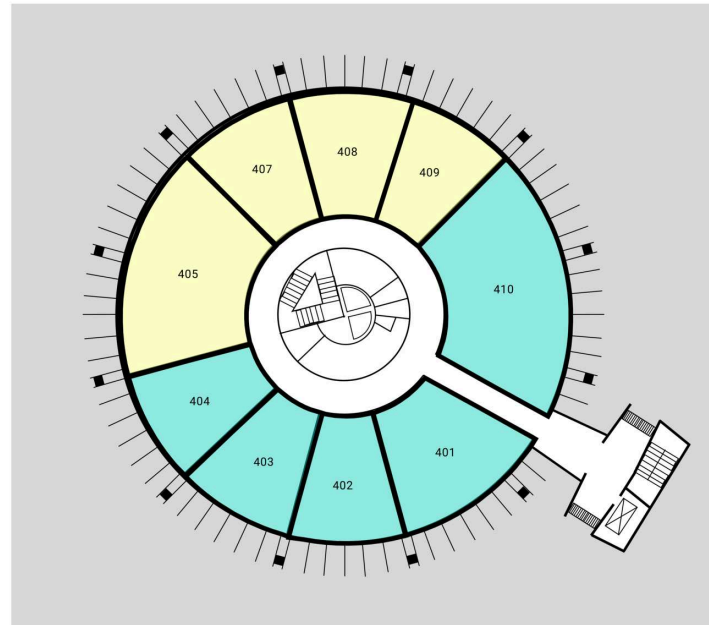
SUITE	Tenant Name	GLA(SF)
200	HAWAII YOUTH SYMPHONY	1,880 SF
201	AVAILABLE	560 SF
204	AVAILABLE	1,535 SF
205	JAMIE R. HORTON PHD LLC	435 SF
206	MARKET ADVANTAGE	575 SF

VARSITY BUILDING



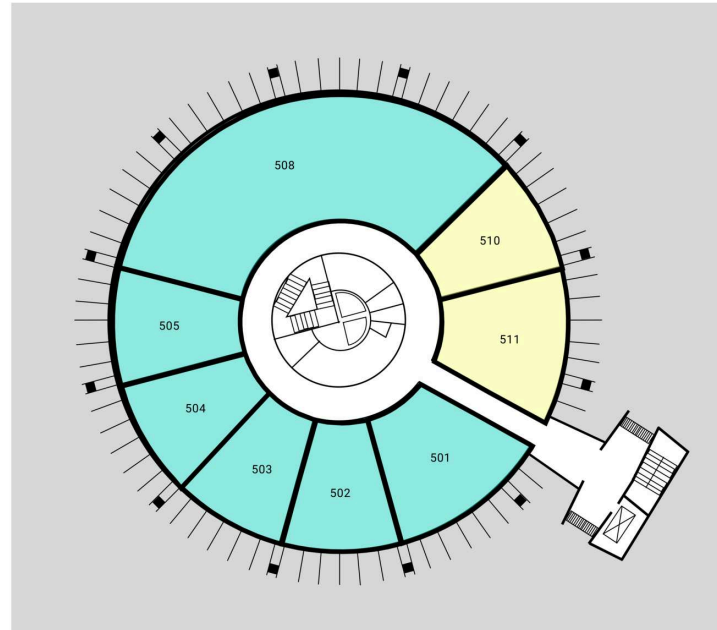
SUITE	Tenant Name	GLA(SF)	SUITE	Tenant Name	GLA(SF)
301	AVAILABLE	316 SF	306	LAWRENCE R ALLMAN	435 SF
302	AVAILABLE	694 SF	307	OCCUPIED	435 SF
303	ECD HAWAII INC.	435 SF	308	TWIDDLE PRODUCTIONS INC	870 SF
304	NIU HEALTH CHIROPRACTIC	435 SF	310	WELLNESS COUNSELING CENTER LLC	435 SF
305	AVAILABLE	435 SF	311	NEW VISIONS INC	575 SF

VARSITY BUILDING



SUITE	Tenant Name	GLA(SF)	SUITE	Tenant Name	GLA(SF)
401	COMMUNITY EMPOWERMENT RESOURCES	619 SF	407	AVAILABLE	435 SF
402	XTERMCO INC	352 SF	408	AVAILABLE	435 SF
403	SHANAHAN FAMILY AND IND PSY	474 SF	409	AVAILABLE	435 SF
404	MAULI OLA CARE	435 SF	410	COMMUNITY EMPOWERMENT RESOURCES	1,010 SF
405	AVAILABLE	870 SF			

VARSITY BUILDING



SUITE	Tenant Name	GLA(SF)	SUITE	Tenant Name	GLA(SF)
501	CHINEN & ASSOCIATES INC	575 SF	505	HONOLULU MUSIC LESSONS CO-OP	435 SF
502	WESTWOOD PROPERTIES INC	435 SF	508	GERALD Y USHIJIMA CPA	1,740 SF
503	PERFECT PORTRAITS LLC	435 SF	510	AVAILABLE	435 SF
504	PERFECT PORTRAITS LLC	435 SF	511	AVAILABLE	575 SF